

MS Schippers

One-stop-shop for livestock farmers

MS Greenline Mono



NL klantenservice
BE Klantenservice/Service Clientèle
DE Kundenservice
DK Kundeservice
IT Servizio clienti
ES Servicio al cliente
UK Customer Service
CA Customer Service
FR Service Clientèle
EX Customer Service Export

+31 (0)497 339 787
+32 (0)14-820713
+49 (0)2833-923630
+45 89884187
035-4490369
+34 931816433
+44 (0)01733592049
+1 866 995-7771
+33 (0)2 99 61 40 40
+31 (0)497 700 278

MS Greenline Mono

Content

In General	3
Safety.....	3
Description	4
Assembly.....	6
Operation	6
Ending of work.....	6

© Copyright 2014

Niets uit deze uitgave mag worden verveelvoudigd en/of openbaar gemaakt worden door middel van druk, fotokopie, microfilm, geluidsband, elektronisch of op welke wijze dan ook zonder voorafgaande schriftelijke toestemming van de firma Schippers Europe b.v.

In General



Before using this device for the first time read the original operating manual carefully, follow the instructions and keep it for any later use or future owners.

	The packing material is recyclable. Please do not throw the packing into your domestic waste but have it recycled.
	Scrap devices contain valuable recyclable materials that should be recycled. Batteries, oil and similar substances must not come into the environment. Therefore please dispose of the scrap devices by suitable collection systems.

Safety



The device may only be used in accordance with the requirements.

- The device is meant for adding detergents respectively disinfectants to water in a dose previously determined by placing a restriction on it.
- The device can only be used with an adequate high pressure washer.
- This device is not meant for use by people (including children) with limited physical, sensory or mental abilities due to a lack of experience and/or knowledge. This is only possible if a person who is responsible for their safety supervises them or instructs them how to use the device.
- Do not point the jet to people, animals or dangerous objects.
- Check sensitive surfaces before use if necessary.
- Safety data sheets and product information given by the producer of the chemicals should be read carefully before use and precautions should be taken accordingly.

Description

The MS Greenline mono foam unit is for cleaning or disinfecting. The foam unit mainly consists of noncorrosive high-grade steel and can be cleaned easily. The unit is provided for the connection to high pressure water supply. Connected this way the unit can be used for foaming or disinfecting. This corresponds to qualitative cleaning on the highest level. The unit is developed to be mounted directly to the high pressure washer, directly to a central high pressure line or to be mounted in between two hoses.

Examples



(in between hoses - a 3 meter hose is standard included but not always needed) - (direct to central cleaning system or direct to high pressure washer)

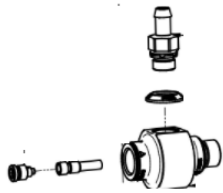
The package includes the following components:

- hose (3/8 "male thread) by 3 meters to connect MS Greenline mono and the high-pressure system
- 1x foam lance (1/4 "male thread)
- 1x stainless steel suction lance
- 1x suction set blue (+adapter G3/8AG - M22x1,5 AG)
- 1 x suction set yellow (in additional package)

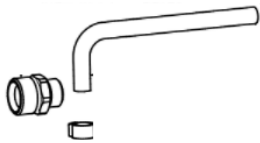
(exclusive high pressure hose and gun!)

Package:

Greenline mono

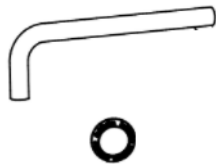


Standard blue hose package (+adapter G3/8AG - M22x1,5 AG)

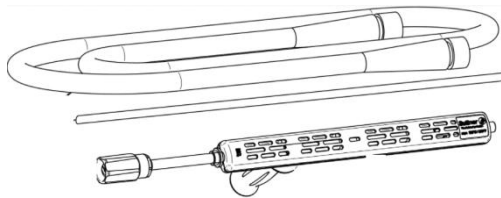


Additional yellow hose package

verpacken in Polybeutel 00-230



3 meter hose, foam gun and steel pin for suction



Technical Data

- Pressure 30 MPa max.
- Volume flow 10 l/min.
- Temperature 90 °C

Assembly

Set up the MS Greenline according to the desired use.

1. Direct connection to high pressure washer
2. Direct connection to central high pressure lines
3. In between 2 hoses

NOTE: the couplings that you need are not included in the standard package! Contact your Schippers advisor.



Operation

1. Connection to pressure washer / central line
2. Connection pistole and foamlance
3. Put on pressure washer

Ending of work

- Coarse outer soiling has to be removed using clear water.
- After cleaning the double injector MS GREENLINE and its service pipes switch off the high pressure generator unit.
- Reduce the pressure in the entire system by opening the gun.
- Keep the portable foam unit in a frost-free place.

Maintenance

- Check the complete machine regularly, especially the connections between the single components in order to detect damages. Perhaps screws have to be retightened in order to guarantee the best suction.
- At least once a year it is necessary to check all wearing parts of the complete machine
- In order to guarantee the function of the nonreturn valves during the operation it is necessary to check the valves. They have to be cleaned when they are dirty. Damaged nonreturn valves have to be replaced and defective o-rings have to be changed.
- Repairs may only be carried out by authorized and qualified staff.
- Only use original spare parts.

For further questions, spare parts or advice, please contact our customer service

NL klantenservice	+31 (0)497 339 787
BE Klantenservice/Service Clientèle	+32 (0)14-820713
DE Kundenservice	+49 (0)2833-923630
DK Kundeservice	+45 89884187
IT Servizio clienti	035-4490369
ES Servicio al cliente	+34 931816433
UK Customer Service	+44 (0)01733592049
CA Customer Service	+1 866 995-7771
FR Service Clientèle	+33 (0)2 99 61 40 40
EX Customer Service Export	+31 (0)497 700 278